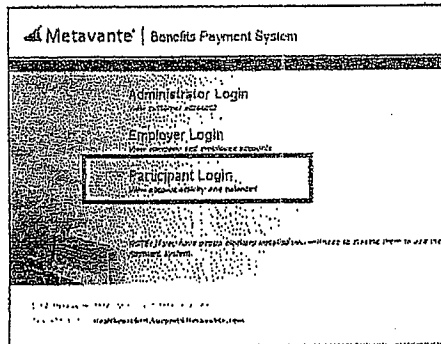




Accessing your MBI Debit Card online is as easy as 1-2-3!

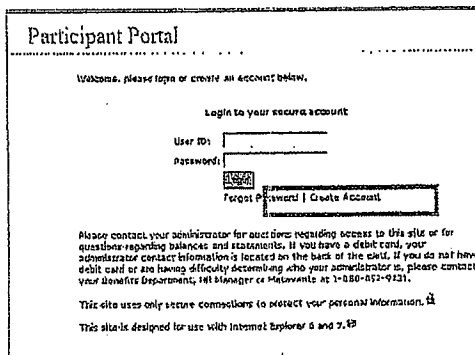
1 PROFILE



Choose Profile

- Log on to www.BenefitsPaymentSystem.com
- Select "Participant Login"


2 CREATE



Create Account

- First-time users must create an account before getting started
- Click the "Create Account" text link below the Login boxes

3 SET-UP



Set-up Account

- Once at the "Account Creation," complete all the required fields (Name, Employee ID, Card Number, New User ID, Password, Security Word, Birth City and Email Address)
- Click "Submit" and you're done!